

Electronic Balloting on NSDA Campus

A Visual Walk-through for Judges

Individual Event Balloting

The rules for each event are posted on the ballot for your review.

Click the camera icon to enter the room.

A timer is available for your convenience. Please remember that those who exceed the 30-sec grace period cannot place first in the round.

Campus Room Link: 

Jennifer Bell

OO Round 1

We are all influenced by implicit bias, or the stereotypes that unconsciously affect our decisions. When judging, our implicit biases negatively impact students who are traditionally marginalized and disenfranchised. Before writing comments or making a decision, please take a moment to reflect on any biases that may impact your decision making process.

Please remember that the video quality of a student's performance or speech may be impacted by lighting, internet, access to equipment, and other family members' presence in the home. To ensure a more equitable experience for our participants, please be sure your decision-making process and comments are related only to the content and quality of the presentation or speech itself.

Please use the comments field to comment on positive aspects of the performance and to provide suggestions for improvement. Be sure to provide justification for your rankings.

Judging Criteria (opens in new tab)



Rules of Procedure:

- * The speaker should be expected to discuss with a degree of originality, and in an interesting manner, the topic chosen.
- * The speakers should be given wide latitude in the ideas they express, but they should be held closely accountable for the manner in which they are expressed.
- * Speakers must not be penalized for expressing views with which the judge happens to disagree.
- * It is suggested, but not obligatory, that the topic be a subject of contemporary significance.
- * The speech must be one that has been composed by the student delivering it.
- * The speech must be memorized. If the speaker refers to prepared notes of any kind or a script during the presentation, the speaker will be disqualified.

This round Start: 12:00 PM

Round	Round 1
Full Pairing/Schematic	

Timers *If you refresh or leave, timers reset*

10:00  

Other ballots

- Con Session 1 Pending
- LD Round 1 Pending

Individual Event Balloting

This is where comments to the performers are entered. Please enter them in the online interface during the round rather than writing them on paper and attempting to transfer them later. This holds up the tournament since we cannot begin the next round until all ballots are submitted.


Feedback

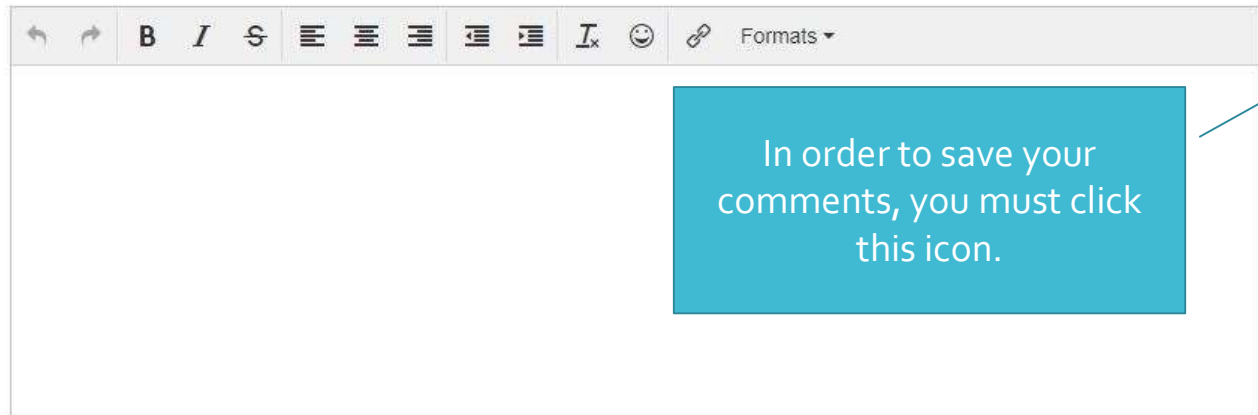
Comments go to:

A 601 David Silverman ▾

This drop-down menu is where you select which participant will receive the comments you type in the box.

These comments go only to A 601 – David Silverman – Naomi out of the Living Room & coaches

Save Feedback 



In order to save your comments, you must click this icon.

Individual Event Balloting

This is where you enter the students' ranks and points.

Please note the speaker point guidelines. Generally, students will score between a 92-100, but rule violations or poor performances could cause you to score lower. Any score under a 91 should be clearly explained on the ballot comments.

Points: Range: 80-100 . Whole points only. No ties.
Ranks and points must agree.

Speaker Order	Entry Code	Name	Title/Question	Rank	Points	No show?
1st	A 601	David Silverman	Naomi out of the Living Room	<input type="text"/>	<input type="text"/>	<input type="checkbox"/>
2nd	B 604	Gretchen Wieners	How to Make	<input type="text"/>	<input type="text"/>	<input type="checkbox"/>
3rd	B 603	Glen Coco	Is Butter a Carb?	<input type="text"/>	<input type="text"/>	<input type="checkbox"/>
4th	A 602	Sarah Scarcelli	Domestic Deradicalization	<input type="text"/>	<input type="text"/>	<input type="checkbox"/>

Speaker points below 90 should be reserved for extreme cases and **MUST** be justified with substantial comments.

Any questions regarding rules infringement should be brought to the attention of the Tabulation Room Staff immediately after the round and not to the student.

Submit Ballot

This button must be clicked to submit your ballot. You can add to your comments after you submit if needed.

Congress Balloting

There are two tabs for Congress ballots. The first is the tab for individual speech scores for each student.

Type feedback as the student speaks. At the end of the speech, score the speech 1-6 (6 is best), and click SAVE.

The screenshot shows the Congress Balloting interface. At the top, there is a "Campus Room Link:" with a camera icon, a name "Jennifer Bell", and "Con Session 1". Below this are two tabs: "Speeches" and "Rankings". A "Per-Speech Points" section features a "Select a speaker:" dropdown menu with "B Karen Smith- Karen Smith" selected. The current speaker is "B Karen Smith: Karen Smith". A "New speech:" section includes a "Presiding Officer:" dropdown with "N" selected. Below this is a "Topic/Bill:" field with "Voting Rights for Felons" and a "Side:" section with radio buttons for "For the bill" and "Against". A "New Comments & feedback" section contains a rich text editor with various formatting options. At the bottom, there is a "Points for this speaker (1 - 6):" input field and a "Save New Speech" button. Callouts include: "Click the camera icon to enter the room." pointing to the camera icon; "A timer is available for your convenience. The PO will announce time at the end of each speech." pointing to the timer; and an arrow pointing from the text "click SAVE." to the "Save New Speech" button. A sidebar on the right shows "This round" information, "Timers" (03:00), and "Other ballots" (OO Round 1 Pending, LD Round 1 Pending).

Congress Balloting

You will also score the Presiding Officer. Click the PO box at the far right of the screen, then add comments and a score. You will fill out ONE PO ballot for a 90-minute session and TWO ballots for a 2-hour or longer session.

Speeches **Rankings**

Per-Speech Points Select a speaker:

A Drew Bagley: Drew Bagley

New PO rating: Presiding Officer:

Presiding Officership

New Comments & feedback

B *I* ~~S~~ Formats ▾

Points for this time period (1 - 6):

Congress Balloting

The second tab is the ranking tab. Instructions appear at the top of the page. Once you have reached the end of the round, click on the rankings tab.

Campus Room Link: 

Jennifer Bell

Con Session 1

Speeches

Rankings

We are all influenced by implicit bias, or the stereotypes that unconsciously affect our decisions. When judging, our implicit biases negatively impact students who are traditionally marginalized and disenfranchised. Before writing comments or making a decision, please take a moment to reflect on any biases that may impact your decision making process.

Please remember that the video quality of a student's performance or speech may be impacted by lighting, internet, access to equipment, and other family members' presence in the home. To ensure a more equitable experience for our participants, please be sure your decision-making process and comments are related only to the content and quality of the presentation or speech itself.

INSTRUCTIONS FOR SCORERS: Write one ballot for **each speech** and one for the **Presiding Officer**. DO NOT write ballots for students who do not speak on a B/R. PLEASE WRITE YOUR BALLOTS WHILE THE STUDENTS SPEAK. Scores are on a scale from 1 (very poor) to 6 (outstanding). Be sure to provide comments to help the students improve. Scores below 3 MUST be justified with substantial comments.

*

At the end of the session, select and rank the TOP EIGHT legislators in the chamber (ranked 1-8, where 1 is best). The Presiding Officer **is eligible** and must be considered.

**

INSTRUCTIONS FOR PARLIAMENTARIAN: In a separate document (Tabroom limitations--sorry), write comments for the Presiding Officers and include your scores (1-6, higher is better) in the comments. Then, at the end of the last session, copy and paste your comments into ballots for all four POs and rank ALL of the legislators in the chamber (where 1 is best).

You must give points to a presiding officer

This tournament requires you to mark the presiding officer of the session and award them points for presiding (under the Speeches tab) before you may submit rankings.

Congress Balloting

Scroll down on the rankings tab, and you will find a place to RANK your top 8 speakers for the round.

The speech scores you gave them will be visible for your reference, as well as a speaking score average.

Remember that rankings should also consider legislators' conduct and involvement in the chamber throughout the entire session.

Click **SUBMIT** to file your ballot.

Give no rank higher than 9

Blanks will be auto-filled with a 9

Precedence	Entry Code	Name	PO	Speech Points	Average	Rank
1	A Erin Coughlin	Erin Coughlin				<input type="text"/>
2	A David Silverman	David Silverman				<input type="text"/>
3	A Drew Bagley	Drew Bagley	PO	5	5	<input type="text"/>
4	B Karen Smith	Karen Smith		4	4	<input type="text"/>
5	B Kevin Gnapoor	Kevin Gnapoor				<input type="text"/>
6	A Sarah Scarcelli	Sarah Scarcelli				<input type="text"/>
7	B Glen Coco	Glen Coco				<input type="text"/>
8	A Sarah Kim	Sarah Kim		5	5	<input type="text"/>
9	B Gretchen Wieners	Gretchen Wieners				<input type="text"/>

YOUR RANKS SHOULD BE BASED ON YOUR OVERALL IMPRESSION OF THE STUDENTS' PERFORMANCE. Consider speaking/presiding most heavily, but also take into account questions, use of procedure, decorum, and statesmanship. Please DO NOT simply rank the speakers with the highest scores! You may rank students from your school in any position.


Submit Ballot

Debate Balloting

There are two parts to the online debate ballot, though they both appear on the same screen. The first part (shown) is where you submit your actual decision for the round.

Click the camera icon to enter the room.

Timers are provided for you to time speeches and track prep time. THERE IS NO GRACE PERIOD IN DEBATE.

Campus Room Link:  Jennifer Bell

LD Round 1

Topic: Resolved: States ought to ban lethal autonomous weapons.

We are all influenced by implicit bias, or the stereotypes that unconsciously affect our decisions. When judging, our implicit biases negatively impact students who are traditionally marginalized and disenfranchised. Before writing comments or making a decision, please take a moment to reflect on any biases that may impact your decision making process.

Please remember that the video quality of a student's performance or speech may be impacted by lighting, internet, access to equipment, and other family members' presence in the home. To ensure a more equitable experience for our participants, please be sure your decision-making process and comments are related only to the content and quality of the presentation or speech itself.

The points you award **must** correlate with your decision. Remember, this **is** debate and not related individual oration. No Low Point Wins!

Points: Range: 15-30 . Whole points only. No ties. Winner must have higher points. Vote by 10:55 AM Time left 00

Side	Entry Code	Name	Points
Aff	A CT	Charles Twitchell	Charles Twitchell: <input type="text"/>
Neg	B GW	Gretchen Wieners	Gretchen Wieners: <input type="text"/>

Winner: Choose Winning Entry ▾ Side Aff Neg

Submit Ballot



You must choose a winner from the dropdown menu AND click which side.

Assign speaking points here. The point scale will help you decide how many. (23-30)



This round Start: 10:00 AM

Round	Round 1
Full Pairing/Schematic	



Timers *If you refresh or leave, timers reset*

03:00  

A CT Prep

04:00  

B GW Prep

04:00  

Point Scale

AWARD WHOLE POINTS ONLY	
Outstanding	28-30
Good	24-27

Debate Balloting

The last part of the ballot is your REASON FOR DECISION and comments to the debaters. This is right below the decision and point box you saw in the last slide. Just scroll down.

You type your reason for decision here. Both debaters will receive these comments. You can also add individual comments by clicking the tabs to the right of the RFD.












Don't forget to click SAVE!

Feedback

Reason for Decision A CT B GW

These comments go to all participants in the round.

Save Feedback 

  **B** *I*          Formats ▾

04:00  

B GW Prep

04:00  

Speech Times

Aff Constructive	6 min
CX by Neg	3 min
Neg Constructive	7 min
CX by Aff	3 min
1st Aff Rebuttal	4 min
Neg Rebuttal	6 min
2nd Aff Rebuttal	3 min
Prep Time (per side)	4 min

Other ballots

Confirm Your Ballot

After submitting your ballot in ANY event, you will be asked to review and confirm your ballot.

Once you click "YES" to confirm, you MAY NOT change your decision, ranks, or points, but you MAY add comments.

Click here to change your decision, ranks, and/or points.

Click here to confirm your ballot.

Please check the accuracy of the information above & confirm.

You cannot change confirmed ballots online.

You may write further feedback until the end of the tournament.

NO! RE-ENTER BALLOT

YES! CORRECT! CONFIRM IT

Thank you for
judging. We
couldn't run our
tournaments
without your
support!

-The Tab Staff

