

Forensics Competition Judging Resource



PLEASE NOTE THAT THE PURPOSE OF THIS DOCUMENT IS TO PROVIDE JUDGES WITH GUIDELINES AND RULES OF FORENSICS EVENTS. FOR NFL EVENTS, THIS DOCUMENT ADHERES TO NFL RULES. FOR CFL-ONLY EVENTS, THE CFL MANUAL IS FOLLOWED.

NOTE: POLICY DEBATE IS NOT INCLUDED IN THIS PRESENTATION.

General Guidelines: What to do



- Turn your cell phone off and remind students to do so as well.
- **Come in with a positive attitude. Remember that these are KIDS.**
- Have a stopwatch. Generally, cell phone timers are discouraged, as the phone may go off during a round. Time penalties cannot be assessed if you do not use a digital timer.
- **Feel free to write while students are talking/performing. They expect it, and it will provide them with more valuable feedback than if you try to remember things after the fact.**
- CHECK AND MAKE SURE THAT THE KIDS IN FRONT OF YOU (USUALLY BY CODE) MATCH WHAT IS ON YOUR MASTER BALLOT.
- **Provide both positive and critical feedback to performers. Nothing is worse than ranking last in a room when one's only comment is "great job!"**
- **Familiarize yourself with the rules of the event prior to stepping into the round.**
- Check and make sure that you did not accidentally get assigned to a round in which your own child is competing. It doesn't generally happen, but sometimes parents and their kids have different last names and the Tab Staff is unaware of this.
- **Give time signals if the kids ask for them. Standard is "two down", which means hold two fingers up when they have two minutes left, one when they have one minute, a "C" at 30 seconds, and a fist when they are entering the grace period.**
- Ensure that students respect the classroom they are using.
- **ENJOY. These kids work hard, and are here to entertain you (among other things).**

General Guidelines: What NOT to do




- Please do not refuse to judge a given event. The Tab Staff will keep you in your assigned pool as much as is humanly possible.
- Please do not wait until the end of the round to start writing comments on ballots. We can't start next rounds until all ballots are in, so this delays the entire tournament.
- Please do not ask the students what the rules of an event are. If you have a question about how a round progresses, check with the Tab Staff when you return your ballot.
- Please do not disclose the results of rounds or give oral critique. Again, this slows up the entire tournament.
- Please do not text, surf the web, or read while students are performing.
- Please do not write mean or petty comments as critique.
- Please do not ask the Tab Staff what time a next round starts. We don't run on an exact schedule because we depend on the timely return of ballots. We will try to keep you updated.

ONLINE BALLOTING VIA NSDA CAMPUS

II. Judges

- a. First, log into Tabroom to access your assigned judging rounds during the tournament. Then, click on your email address in the upper right corner to view your rounds.



The screenshot shows the Tabroom.com website interface. At the top, there is a navigation bar with 'Home', 'Circuits', 'Results', 'Roundpacks', 'Help', and 'About'. A 'Log out' link and a 'YOUR EMAIL' link are visible in the top right. A banner for 'AD SPACE AVAILABLE' is present. The main content area is titled 'UPCOMING TOURNAMENTS' and contains a table with columns for Date, Tournament, City, Circuit, and Registration. A sidebar on the right contains filters for 'Circuit', 'School Year Ending', 'States/Provinces', and 'Countries', each with a 'Select an Option' dropdown menu.


Date	Tournament	City	Circuit	Registration
10/23-10/27	NSDA Summer Speech Debate	NSDA-Campus	SP	See us 10/23 10:00 PM EDT
10/23-10/24	Systems Speech and Extemp Speech Openers Invited by US	Germany	PT	Closed
10/23-10/24	Extemp Classic	USA	IS	Closed
10/23	La Verne "The Bear" Tour	La Verne	TS	Closed
10/23-10/24	4 and 11 Conditional Affirm for 11A being and METIC Qualifier	Germany (East)	TS	Closed
10/23-10/24	Best Team/Individual Debate	Malta	A	See us 10/23 10:00 PM EDT
10/23-10/24	Prose/Sp/11A	NSDA-Campus	TS	Closed

- b. Here, you will see a list of your upcoming rounds to judge.

Current Rounds

Judge	Round	Room	Starts	Entries
102	HI Round 1		Sat 3:00 PM EDT Sat 2:00 PM CDT	1: 500 2: 511 3: 501 4: 502 5: 503 6: 504

START

- c. To join a round, click on the blue camera icon  Also be sure to hit **START**, like you would when judging at an in person tournament, to notify the tab team that you have started the round.

ONLINE BALLOTING VIA NSDA CAMPUS

NSDA Campus - HI 1



- d. Once you join a round, you will be taken to an NSDA Campus page where you will see the judge and your opponents.
 - i. On the Campus page, you will also find access to a timer, file transfer, and contact tab.
- e. When the round is over, go back to your Tabroom dashboard (where you joined the round).
- f. Fill out the winner of the round, speaker points, and any comments/ballots for the debaters, and hit submit when you have filled out all information. Please at a MINIMUM include which side won in your RFD (Reason for Decision). Contact your team leaders/coaches for more information on online balloting.

Troubleshooting



- The key to avoiding problems is to check your connections and look at the site in advance of the tournament. Please reach out to the tournament staff or your team coach if you have issues.

I. Pre-Round

- a. If you have issues connecting before the round begins, we suggest the following steps for troubleshooting:
 - Close tabs that aren't being used
 - Close and re-open NSDA Campus
 - Turn off/on your wifi connection
 - Restart Chrome, remember you must use Chrome!
 - Clear your browser cache and cookies
 - Settings -> Privacy & Security -> Clear Browsing Data (Image Below)
 - Restart your computer
 - Restart your router

II. In-Round

- a. If you have issues during your round, we suggest the following steps for troubleshooting:
 - Follow the troubleshooting steps listed above
 - Use a mobile hotspot or Chrome on your phone
 - Reach out to your coach for assistance
 - Reach out to Titan tournament staff for assistance

IE Master Ballots (when online not available)



- Master ballots are given to each judge in an IE event. On this ballot, you will see a list of codes in a given speaking order (this order is SET unless it is a tournament which allows double-entry) .
- As the judge, your first job is to make sure everyone is present (CHECK THE CODES).
- After the performances, you will rank the students in order of their skill (1 is best).
- You will also assign speaking points. These are used to break ties. They range from 80-100; 80 is a punishment, indicating that the student has offended you or wasted your time. Please refrain from scoring under 85 unless this is your intent.
- Please return the master ballots AND the critique forms IN SPEAKER ORDER to the ballot check-in table as soon as possible after the round is over.

Master Ballots for IE, SAMPLE



While each IE event has its own Master Ballot, they all follow the form you see here. The rules for the event are listed on top, and the list of students appears below. Please remember that speaking order is SET, except for tournaments in which double-entry is allowed. Speaker points are written on the STUDENT critique sheets, not on the Master.



NATIONAL CATHOLIC FORENSIC LEAGUE

Master Ballot

Duo Interpretation of Literature

Rules of Procedure

1. The two interpreters are to render a dynamic moment, from memory, utilizing appropriate vocal expression, gestures and interactions. The interpreters will vocally and physically respond to each other's verbal and non-verbal cues while maintaining an off stage focus. Students are not allowed to make direct eye contact with one another except during the introduction.
2. The selection must be from a single published play, single fictional or non-fictional work. A series of poems is permitted. The poetry may be taken from a variety of sources united by a single poet. The author's words as published in the literature may not be altered for this presentation with the exception that cutting is permitted. Speakers may not take lines belonging to one character in the script and apply them to a different character in the performance. The material may be serious, humorous or both. Each interpreter may present one or more characters. Any singing must be limited to a maximum of 30 seconds total within the presentation.
3. The selection must begin from center stage. Performers are not allowed to make physical contact with each other during the performance, except during the introduction. Physical movement is restricted to performers moving around one another, switching positions, pivoting from side to side or turning around completely. Students must remain standing.
4. No costumes or properties may be used.
5. The presentation should not exceed 10 minutes, including at most one minute of introduction and transitional material other than the author's words. Judges may not award first place to any duo interpretation that performs beyond the thirty-second grace period.
6. Any questions regarding rules infringement should be brought to the attention of the Tabulation Room Staff immediately after the round, and not to the student.

Please list competitors in speaking order.

Round _____	Room _____	Judge's Code _____	Judge's Name _____
Speaking Code #	Student Names	Title	Rank
Order			
1	_____	_____	_____
2	_____	_____	_____
3	_____	_____	_____
4	_____	_____	_____
5	_____	_____	_____
6	_____	_____	_____
7	_____	_____	_____

Debate Ballots (when online not available)



- As a debate judge, you will receive a ballot for each round. Students are not given ballots in debate.
- Please ensure that the right debaters are in the room. If the pairings are thrown off, this will drastically slow the tournament, as ALL rounds of the event will have to be re-paired (and, in rare cases, possibly even RE-RUN.)
- Debate points range from 20-30. Just because a student or pair wins, that does not necessarily mean a score of 30. Please remember that points under 24 indicate that the student/team was poor at debating.
- Students will generally keep their own time and police each other; however, feel free to keep your own time as well, particularly in regards to Prep Time.
- Please do NOT disclose results or give oral critique. This slows the tournament. Turn in ballots as quickly as possible. You do not need to turn in Flows.
- In most debate events, sides are set. The top of a ballot may read “flip for sides” in later rounds, however. It may also read “flip unless previously met”, which indicates that if students have met before, they reverse the sides from their prior meeting.

Congress Ballots (when online not available)



- Congress scores range from 1-6 or 1-8, depending on the length of the sessions (NFL is 1-8). A score of 1 is a punishment: either the speech was incredibly short (20 seconds-ish), the student was offensive in the extreme, or the student was out of order (off-topic, or spoke on the wrong side).
- The Presiding Officer also receives a score for his/her work in keeping order and procedure in the chamber. There is a special ballot for this purpose.
- NFL ballots have room for 3 speeches' assessments. If the student speaks a 4th time, start a new sheet. There is also a section on the bottom for the judge to comment on questioning. This is not scored, but it may affect a student's ranking on your preferential ballot.
- On the Judge's Preference ballot, you will list in RANK order, who you consider to be the best legislators. The PO is eligible for this list. You may NOT rank your own school in 1st place.

Events, Part 1



DEBATE EVENTS:

STUDENT CONGRESS

PUBLIC FORUM

LINCOLN-DOUGLAS


Student Congress

Regulations:

- Students speeches are up to 3 minutes (PO will announce speech times)
- Students may not have visual aids, but MAY have notes during their speeches.
- Speech should be on appropriate topic/side

What to Look For:

- **Content:**
 - Focused on topic
 - Organized
 - Factual accuracy
 - Good composition
 - References
- **Delivery:**
 - Eye contact
 - Confidence
 - Appropriate/Professional tone
- Scores range from 1-8 points. Please make comments on students' ballots.


National Forensic League
Congressional Debate

Speech Evaluation		Student Name: _____		School Code: _____	
Session: _____	Room: _____	Chairman: <input type="checkbox"/> Senate <input type="checkbox"/> House	#: _____		

Directions: Rate each speech 1-8 points, with one being the worst, eight being the best, providing comments to justify your rating, with constructive suggestions for improvement. At the end of the session, you will holistically and comparatively rank students, at the bottom and on a separate form.

Criteria: When rating, consider the following elements and comment accordingly in the space provided: Originality of Thought (extent to which speech advances debate or merely repeats previously stated ideas; whether speaker affirms opposing arguments); Organization and Unity (while speeches that respond to other arguments advanced in the session are often spontaneous and extemporaneous, the speaker should attempt cohesiveness); Evidence and Logic (cites credible sources and warrants claims accordingly); Delivery (extemporaneous vs. reading a manuscript, seriousness of purpose, eye and poise). A speaker may deliberately leave his/herself open to questions to demonstrate a grasp of the issues and ability to defend his/her position; how well the speaker answers should be considered.

Speech 1 – Topic: _____	Side: <input type="checkbox"/> Sponsor <input type="checkbox"/> Opp <input type="checkbox"/> HBG
-------------------------	--

Explain your evaluation and justify your rating of both speaking and answering questions:

← High/Best (six-point rating)/Low →
 8 7 6 5 4 3 2 1

Speech 2 – Topic: _____	Side: <input type="checkbox"/> Sponsor <input type="checkbox"/> Opp <input type="checkbox"/> HBG
-------------------------	--

Explain your evaluation and justify your rating of both speaking and answering questions:

← High/Best (six-point rating)/Low →
 8 7 6 5 4 3 2 1

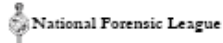
Speech 3 – Topic: _____	Side: <input type="checkbox"/> Sponsor <input type="checkbox"/> Opp <input type="checkbox"/> HBG
-------------------------	--

Explain your evaluation and justify your rating of both speaking and answering questions:

← High/Best (six-point rating)/Low →
 8 7 6 5 4 3 2 1

Questioning of Other Speakers <small>(Comment on relevance to debate, quality of clarification, etc.)</small>	At the end of the session, circle the overall ranking: ← High/Best 1 st 2 nd 3 rd 4 th 5 th 6 th 7 th 8 th None →
Judge Name: _____ School/Affiliation: _____	

Additional Congress Forms



Congressional Debate

Presiding Evaluation

Student Name:		School Code:	
Session:	Room:	Chamber: <input type="checkbox"/> Senate <input type="checkbox"/> House	#:

Directions: Award a rating of 4-8 points per hour of presiding, with four being the worst, eight being the best. You will rank students, holistically, at the end of the session, on the bottom of this page, and on a separate form. You may or may not include the presiding officer in your ranking. The presiding officer may also have an evaluation ballot for presiding – please be sure to circle the same rank at the bottom of the speech and presiding forms. *Auditors are not scored.*

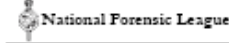
Criteria:

- Knowledgeable of parliamentary procedure
- Clear in explaining procedures and rulings
- Fair and consistent in order of recognition and rulings
- Efficient and effective in moving chamber business along (avoiding unnecessary verbiage)
- Controlled the chamber and delegates (including willingness to rule dilatory motions/business out of order)
- Fosters a respectful, professional and collegial atmosphere

Specific Comments (explain your evaluation and justify your rating, providing constructive suggestions for improvement):

Circle judge rating:				
← High/Best	Low →	X # of Hours	= Total Points	
8	7	6	5	4

At the end of the session, circle the overall ranking:									
← High/Best	1 st	2 nd	3 rd	4 th	5 th	6 th	7 th	8 th	None
Rank/Judge Name									
School/Affiliation									



Congressional Debate

Master Ballot

Session:	Room:	Chamber: <input type="checkbox"/> Senate <input type="checkbox"/> House	#:
----------	-------	---	----

Instructions: Please rank, in order of preference (1=most preferred, 8=least preferred) the top eight legislators in this session. Consider each contestant's holistic performance in the session, including an aggregate consideration of the quality of speaking or presiding. Did the contestant's actions enhance the chamber's ability to conduct legislative business, or did his/her focus on the minutia of procedures and competitive framework detract from time for others to speak?

Rank	Name (<u>print</u> legibly; use first initial if two in chamber have same last name)	School Code
1		
2		
3		
4		
5		
6		
7		
8		

If the presiding officer's performance was worthy, did you consider him/her in your ranking? → Yes No

Print Judge Name:	School/Affiliation:
-------------------	---------------------

Public Forum Debate

Regulations:

- Students should adhere to timing schedule on ballot.
- No new information may be presented in the Final Focus.
- This is an aggressive debate, but courtesy and respect should be maintained amid assertiveness.

What to Look For:

- Content:
 - Focused on topic
 - Arguments organized
 - Factual accuracy
 - Point of view supported
 - References
 - Support is germane to topic
 - Countered arguments presented by opposing team
- Delivery
 - Confidence
 - Appropriate/Professional tone
- Scoring guide for each debater is detailed on the ballot. Please make sure your comments justify your judging decision (win/loss) and your point score is reflective of your decision.



NATIONAL CATHOLIC FORENSIC LEAGUE PUBLIC FORUM DEBATE BALLOT

Round _____ Room _____ Date _____ Judge Name _____ Judge Code _____

PRO TEAM		CON TEAM	
Code # _____	Team Points: _____	Code # _____	Team Points: _____
1 st Debater _____		1 st Debater _____	
2 nd Debater _____		2 nd Debater _____	
TEAM POINTS: Outstanding = 27-30; Above Average = 25-27; Average = 22-25; Below Average = 18-22			
The team that won this debate is _____ representing the PRO / CON (circle one). No Low Point Wins!! (Code)			
Judge Signature: _____		Judge's School: _____	

Order of debate: 1st Pro (4 min.),
1st Con (4 min.),
Crossfire (3 min.),
2nd Pro (4 min.),
2nd Con (4 min.),
Crossfire (3 min.).

1st Pro Summary (2 min.),
1st Con Summary (2 min.),
Grand Crossfire (3 min.),
2nd Pro Final Focus (2 min.),
2nd Con Final Focus (2 min.).

Preparation Time: 2 minutes per team.

Please note ... In NCFL, there is NO coin flip for sides or for speaker order. There is only a coin flip for sides in Round 5 and in any Elms when teams have not met before.

COMMENTS TO DEBATERS:

REASONS FOR MY DECISION:

Lincoln-Douglas

Regulations:

- Students should adhere to timing schedule on ballot.

What to Look For:

● Content:

- Focused on topic
- Arguments organized
- Factual accuracy
- Avoids logical fallacies
- Effectively blocks points in opponents' case
- Point of view supported
- References
- Support is germane to topic
- Countered arguments presented by opposing team

● Delivery

- Confidence
- Appropriate/Professional tone

- Please make sure your comments justify your judging decision (win/loss) and your point score is reflective of your decision.



NATIONAL CATHOLIC FORENSIC LEAGUE Lincoln-Douglas Debate Ballot

Round _____ Room _____ Date _____ Judge's Name _____ Judge's Code _____

AFFIRMATIVE

NEGATIVE

School / Code: _____ School / Code: _____

Name: _____ Points (0-30) _____ Name: _____ Points (0-30) _____

The Winning Debater was _____ Upholding the [AFF] [NEG].

The points you award must correlate with your decision. Remember, this is debate and not related individual oration. No Low Point Wins!

Judge's Signature _____ Judge's School _____

<small>Time Limits for Lincoln-Douglas Debate are as follows:</small>	<small>Affirmative Constructive</small>	<small>6 minutes</small>	<small>Speaker Point Scale:</small>
<small>Each Debater shall have up to 4 minutes of Preparation Time to use throughout the Round at their discretion.</small>	<small>Cross Examination by Negative</small>	<small>3</small>	<small>Outstanding = 26 - 30</small>
	<small>Negative Constructive</small>	<small>7</small>	<small>Good = 21 - 25</small>
	<small>Cross Examination by Affirmative</small>	<small>3</small>	<small>Fair = 18 - 20</small>
	<small>First Affirmative Rebuttal</small>	<small>4</small>	<small>Below Average = 15 - 17</small>
	<small>Negative Rebuttal</small>	<small>6</small>	<small>Scores less than 15 are to be used for unacceptable conduct.</small>
	<small>Second Affirmative Rebuttal</small>	<small>3</small>	

REASONS for DECISION

Sample Flow Table (designed for LD)



Topic: _____ Judge's Name: _____

AFF. CONSTR.	NEG. CONSTR.	1ST AFF REB	NEG REB	2ND AFF REB	ADD. COMMENTS
State/topic Y N CV: _____ VC: _____	State/topic Y N CV: _____ VC: _____	Evidence: Cards/Points:	Evidence: Cards/Points:	Evidence: Cards/Points:	
Can. 1: Blocked? <input type="checkbox"/>	Can. 1: Blocked? <input type="checkbox"/>	1:	1:	1:	
		Blocked? <input type="checkbox"/>	Blocked? <input type="checkbox"/>	2.	
		2.	2.		
Can. 2: Blocked? <input type="checkbox"/>	Can. 2: Blocked? <input type="checkbox"/>	Blocked? <input type="checkbox"/>	Blocked? <input type="checkbox"/>	3.	
		3.	3.		
		Blocked? <input type="checkbox"/>	Blocked? <input type="checkbox"/>	4.	
Can. 3: Blocked? <input type="checkbox"/>	Can. 3: Blocked? <input type="checkbox"/>	4.	4.		
		Blocked? <input type="checkbox"/>	Blocked? <input type="checkbox"/>	Voting Issues:	
			Voting Issues:		

Events, Part 2



INDIVIDUAL EVENTS:

DECLAMATION

**DRAMATIC PERFORMANCE
(DRAMATIC INTERPRETATION,
HUMOROUS INTERPRETATION)**

DUO INTERPRETATION

EXTEMPORANEOUS SPEAKING

ORAL INTERPRETATION

ORIGINAL ORATORY

Declamation



- **Students memorize and perform a speech written and previously delivered (published) by someone else.**

Regulations:

- Time violations cannot place first. Those using notes must rank last in the round.
- Time: up to 10 min (only valid if timed with stopwatch). There is a 30-second grace period.
- No scripts/notes

What to Look for:

Content:

- Entertaining
- Speech choice appropriate for competition

Delivery:

- Eye contact
- Volume
- Speaking rate
- Confidence

- **Speaking points range from 80-100, and are used to break ties.**
- **Please make detailed comments on student ballots.**
- **No ties in speaking points or rank.**

Time: _____ NATIONAL CATHOLIC FORENSIC LEAGUE
10 min. w/ 30 sec. grace period Critique Sheet for
ORATORICAL DECLAMATION Do Not Write in this Space

Round ____ Room ____ Student's Name: _____ Code ____ Rank ____ of ____
Selection Title: _____ Author: _____
Judge's Name: _____ Judge's Code: _____
Judge's School/League: _____

Criteria for judging:

- **Introduction:** The introduction must name the work and author, provide necessary background information and establish the mood. If using a teaser, or if lines from the selection are used in the introduction, the speaker must adhere to the rules of the event.
- **Presentation Style:** The speaker should convey the message in a sincere, honest and realistic attempt to recreate the spirit of the original presentation. Although the style of delivery chosen by the speaker should be judged in light of the purpose of the speech, artificiality is to be discredited. The message should be conveyed credibly and convincingly as if the words were the speaker's own. This event is an interpretation, not an impersonation.
- **Vocal Delivery:** The speaker should be articulate and fluent. The speaker should make use of contrast, making use of the elements of vocal variety: pitch, volume, rate, pausing, phrasing, stress, tone. The speaker should be conversational and concerned, passionate and pleasing. The speaker should be in control of the words and the emotions. The speaker should sound confident and self-assured, and seem eager to enlighten the audience. The speaker should convey the message in a sincere, honest, and realistic style in an attempt to recreate the spirit of the original presentation.
- **Physical Delivery:** The speaker should be physically open to the audience and use body language that invites the audience into the world of the declaimer. The speaker should vary facial expression to accentuate the natural flow of thoughts and feelings. The speaker should make eye contact with the audience. The speaker's stance should be erect and controlled, without distracting movements. Movement, if used, should be motivated by transitions in thought or mood. Gestures should be visible, effectively used for emphasis, and varied.
- **Overall Effect:** The speaker should project an understanding of the speech's message. The speaker should instill in the audience a concern for the speech's content. The original speaker's message should not be overshadowed by the delivery. Consideration should be given to the oratorical merit of the selection.

PLEASE USE THE REVERSE TO COMMENT ON POSITIVE ASPECTS OF THE PERFORMANCE, AND TO PROVIDE SUGGESTIONS FOR IMPROVEMENTS. BE CERTAIN TO INCLUDE JUSTIFICATION FOR YOUR RANKING.

Dramatic Performance

(in NFL Tournaments, this is split into Dramatic Interp and Humorous Interp)



- **Students memorize and perform a published scene, portraying either single or multiple characters.**

Regulations:

- Time violations cannot place first. Those using notes must rank last in the round.
- Time: up to 10 min (only valid if timed with stopwatch) The grace period is 30 seconds.
- No scripts/notes

What to Look For:

- Content:
 - Entertaining
 - Piece choice challenging and appropriate for competition
- Delivery:
 - Characters clearly defined and differentiated
 - Eye contact
 - Volume
 - Speaking rate
 - Confidence
- **Speaking points range from 80-100, and are used to break ties.**
- **Please make detailed comments on student ballots.**
- **No ties in speaking points or rank.**

NATIONAL CATHOLIC FORENSIC LEAGUE
Critique Sheet for
DRAMATIC PERFORMANCE

Time: _____
10 min. w/ 30 sec. grace period Do Not Write in this Space

Round _____ Room _____ Student's Name: _____ Code _____ Rank _____ of _____

Selection Title: _____ Author: _____

Judge's Name: _____ Judge's Code: _____

Judge's School / League: _____

Criteria for judging:

- **Introduction:** The introduction must name the work and author, provide necessary background information and establish the mood. If using a teaser, or if lines from the selection are used in the introduction, the speaker must adhere to the rules of the event.
- **Material:** Single or multiple character cuttings should be considered equally. The student should be able to capture and convey the emotional and intellectual depths of the characters, as well as the development of both the characterization and plot. Consideration should be given to the literary merit of the selection.
- **Characterization:** Each character should be interesting, engaging and lifelike. The performer should create a physical, vocal and temperamental existence suited for each character. The performer should keep these choices consistent. The performer should use his or her face, eyes and body to create the characters effectively. Each character should show the intent of what he/she is wanting, thinking, feeling and remembering when speaking and reacting. Characters should appropriately develop and/or deepen as the plot or story line progresses.
- **Multiple Characterizations (if used):** The transitions when moving from one character to another should be clean and crisp. The pacing of transition should reflect the tempo of the interaction.
- **Environment:** Each character should create a world around him or her. Movement should be used to create a three-dimensional environment in which the characters exist. Pantomime, if used, should be accurate and realistic. Gestures should be fully realized, creating in just the right way what the performer intends the audience to see. When doing a multiple character selection, the performer should create effective interaction between the characters.
- **Overall Effect:** The overall performance should build to various moments and have a climax. The story should be complete and easy to follow. The performance should display another world outside of the performance space.

PLEASE USE THE REVERSE TO COMMENT ON POSITIVE ASPECTS OF THE PERFORMANCE, AND TO PROVIDE SUGGESTIONS FOR IMPROVEMENTS. BE CERTAIN TO INCLUDE JUSTIFICATION FOR YOUR RANKING.

Duo Interpretation



- **Students memorize and perform a published scene, portraying either single or multiple characters.**

Regulations:

- Time violations cannot place first. Those using notes must rank last in the round.
 - Time: up to 10 min (only valid if timed with stopwatch)
The grace period is 30 seconds.
 - No scripts/notes
 - Students do not touch or have eye contact except for during introduction

What to Look For:

- **Content:**
 - Entertaining
 - Piece choice challenging and appropriate for competition
- **Delivery:**
 - Characters clearly defined and differentiated
 - Eye contact
 - Volume
 - Speaking rate
 - Confidence
- **Speaking points range from 80-100, and are used to break ties.**
- **Please make detailed comments on student ballots.**
- **No ties in speaking points or rank.**

NATIONAL CATHOLIC FORENSIC LEAGUE
Critique Sheet for
DUO INTERPRETATION OF LITERATURE

Time: _____
10 min. w/ 30 sec. grace period Do Not Write in this Space

Round _____ Room _____ Student's Names: _____ Code _____ Rank _____ of _____

Selection Title: _____ Author: _____

Judge's Name: _____ Judge's Code: _____

Judge's School/League: _____

Criteria for judging:

- **Introduction:** The introduction must name the work and author, provide necessary background information and establish the mood. If using a teaser, or if lines from the selection are used in the introduction, the speakers must adhere to the rules of the event.
- **Material:** The material being presented should allow for interesting character choices and reasonable plot structure. The material should be appropriate for the students. Consideration should be given to the literary merit of the selection.
- **Interaction and environment:** The performers should convince you that they truly see the other character(s). Each character should listen and react, with face and body especially as the other is talking. What one character says or does should provoke a fitting vocal, physical and emotional response from the other character. The characters should see and respond to what is around them. They should take the audience into the physical world of their story. The interpreters will vocally and physically respond to each other's verbal and non-verbal cues while maintaining an off stage focus.
- **Characterization:** Each character should convey a distinct, consistent personality, stance, and manner of gesturing. Each character should be sufficiently developed and should interact meaningfully with the other characters.
- **Physicality:** The physical movement and portrayal should contribute to the overall aesthetics of the presentation. A realistic environment should be established by the performers. Fantomime, if used, should be accurate and realistic.
- **Vocal Quality:** The interpreters, within character, should appropriately vary pitch, volume, rate, emphasis, quality, phrasing and intensity to convey the various moods and messages in the story.
- **Overall Effect:** The overall performance should build to various moments and have a climax. The performance should be complete and easy to follow. The performers should display another world outside of the performance space.

PLEASE USE THE REVERSE TO COMMENT ON POSITIVE ASPECTS OF THE PERFORMANCE, AND TO PROVIDE SUGGESTIONS FOR IMPROVEMENTS. BE CERTAIN TO INCLUDE JUSTIFICATION FOR YOUR RANKING.

Revised 01/08/06 after Fall 2005 NCFJL Meeting

Extemporaneous Speaking



- **Students are given 30 minutes to prepare a speech on a given topic.**

Regulations:

- Time violations cannot place first. Those using notes must rank last in the round.
- Time 5-7 min (only valid if timed with stopwatch)
- No notes

What to Look For:

Content:

- Factually accurate
- Organized
- Focused on topic
- Point of view supported
- Research referenced

Delivery:

- Eye contact
- Volume
- Speaking rate
- Confidence

- **Speaking points range from 80-100, and are used to break ties.**
- **Please make detailed comments on student ballots.**
- **No ties in speaking points or rank.**

NATIONAL CATHOLIC FORENSIC LEAGUE
Critique Sheet for
EXTEMPORANEOUS SPEAKING

Time: _____
7 min. w/ 30 sec. grace period Do Not Write in This Space

Round _____ Room _____ Student's Name: _____ Code _____ Rank _____ of _____
Topic: _____
Judge's Name: _____ Judge's Code: _____
Judge's School/League: _____

Criteria for judging:

- **Topicity:** The speaker should state and answer the question accurately. The speech should be organized so that all content contained therein is relevant to the question's answer. The speaker should be held accountable to the strict adherence to the precise statement of the topic selected and should be penalized for any obvious shifting to a different topic. Speakers must not be penalized for expressing views with which the judge happens to disagree.
- **Structure:** The introduction should gain attention, lead to the question, provide an answer to the question, and/or justify the importance of the topic, and give some direction as to how the speech will unfold or develop. The body should be organized to best answer the question. Transitional words/devices should help to move the speech from point to point. The conclusion should restate the question and answer, succinctly summarize the speech's main points highlighting how they led to the question's answer, and end interestingly.
- **Content:** This presentation should be an original speech developing the issue(s) raised by the selected topic. It should be a synthesis of current facts and opinions on the subject, not a mere listing of current data. The information presented in the speech should be accurate and timely. Sources consulted by the speaker during the preparation time should be cited effectively in the speech. These sources should be varied and credible. The speaker should make clear and reasonable use of the research, and provide explanation of the issues that is easy to follow.
- **Language:** The word choice should be clear and precise, interesting and easy to understand. If employed, creative devices, analogies, metaphors, alliteration, word plays, and the like should be effectively used and advance the purpose of the speech.
- **Vocal Delivery:** The speaker should be audible, articulate and fluent. The speaker should make use of contrast, making use of the elements of vocal variety: pitch, volume, rate, pausing, phrasing, stress, tone. The speaker should stress words to enhance meaning. The speaker should be conversational and concerned, passionate and pleasing. The speaker should be in control of the words and the emotions. The speaker should sound confident throughout the presentation.
- **Physical Delivery:** The speaker should vary facial expression to accentuate the natural flow of thoughts and feelings. The speaker's eyes should show thinking and feeling. The speaker should make eye contact with the audience. The speaker's stance should be erect and controlled, without distracting movements. Movement, if used, should be motivated by transitions in thought or mood. Gestures should be visible, effectively used for emphasis, and varied.

PLEASE USE THIS SIDE AND THE REVERSE TO COMMENT ON POSITIVE ASPECTS OF THE PERFORMANCE AND TO PROVIDE SUGGESTIONS FOR IMPROVEMENTS. BE CERTAIN TO INCLUDE JUSTIFICATION FOR YOUR RANKING.

Revised 1/9/2001

Oral Interpretation of Literature



- **Students deliver dramatic readings of published poetry and prose. These two genres alternate rounds.**

Regulations:

- Time violations cannot place first.
- Time: up to 10 min (only valid if timed with stopwatch). The grace period is 30 seconds.
- Maintains impression of reading from script
- Student may not step away from performance spot

What to Look For:

Content:

- Entertaining
- Piece choice challenging and appropriate for competition
- Appropriate introduction and smooth transitions

Delivery:

- Characters clearly defined and differentiated
- Eye contact
- Volume
- Speaking rate
- Confidence

- **Speaking points range from 80-100, and are used to break ties.**
- **Please make detailed comments on student ballots.**
- **No ties in speaking points or rank.**

Time: _____
10 min. w/ 30 sec. grace period

NATIONAL CATHOLIC FORENSIC LEAGUE
Critique Sheet for
ORAL INTERPRETATION OF LITERATURE Do Not Write in this Space

Round _____ Room _____ Student's Name: _____ Code _____ Rank _____ of _____

Selection Title: _____ Author: _____

Judge's Name: _____ Judge's Code: _____

Judge's School/League: _____

Criteria for judging:

- **Introduction:** The introduction must name the work and author, provide necessary background information and establish the mood. If using a teaser, or if lines from the selection are used in the introduction, the speakers must adhere to the rules of the event.
- **Presentation of Literature:** The interpreter should demonstrate a clear understanding of the literature and project its meaning, message and tone. The speaker should capture and convey the plot and/or development. Imagery should be carefully colored so as to promote audience understanding and appreciation. In a presentation of a collection, there should be a unity to the program as a whole, made clear by the introduction and transitional material. Consideration should be given to the literary merit of the selection.
- **Narrator/Character Creation:** The narrator should be believable and conversational. The narrator should be able to lead the audience through the details of the literature, keeping a consistent and clear attitude toward people, objects and events within the literature. In collections, the interpreter should develop and maintain unique and distinct narrative voices for each selection within the program. If they are utilized, character voices should be distinctive, consistent and appropriate to the character. The interpreter should be able to demonstrate the characters' feelings and thoughts through the use of vocal inflections, facial expressions including visualization, and appropriate intensity.
- **Visualization:** The interpreter should help the audience to see the particular world of the narrator. The interpreter should establish a strong sense of environment. The interpreter should be able to see and replay the events described or recalled in the literature. The interpreter should use facial expressions and gestures appropriately to bring the script to life.
- **Vocal Variety:** The interpreter should appropriately vary pitch, volume, rate, and intensity to convey the various moods and messages in the literature. Appropriate words should be stressed for clarity and understanding. The interpreter should appropriately play with sound devices such as alliteration, and attend to the sound and meaning of every word. For poetry, the interpreter should capture and effectively vary existing poetic rhythm, making use of rhyme when necessary and avoiding it when not.
- **Audience and Script Contact:** The interpreter should invite the audience into the presentation, directing eye contact and expressing his or her feelings to individual audience members when appropriate and necessary and consulting the script when it is not. The interpreter should focus away from the audience and the script effectively during moments of internal and private thoughts. There should be a natural balance between the audience and script where one does not take precedence over the other. The interpreter should stay in the moment, with facial expression and emotional consistency, when making contact with the manuscript.
- **Overall Effect:** The overall performance should build to various moments and have a climax. The performance should be easy to follow and complete. The performance should display another world outside of the performance space.

PLEASE USE THE REVERSE TO COMMENT ON POSITIVE ASPECTS OF THE PERFORMANCE, AND TO PROVIDE SUGGESTIONS FOR IMPROVEMENTS. BE CERTAIN TO INCLUDE JUSTIFICATION FOR YOUR RANKING.

Original Oratory



- **Students write, memorize and deliver a speech they wrote themselves.**

Regulations:

- Time violations cannot place first. Those using notes must rank last in the round.
 - Time: up to 10 min (only valid if timed with stopwatch)
 - No scripts/notes

What to Look For:

• Content:

- Organized, flows, easy to follow
- Clear message
- Entertaining
- Good composition

• Delivery:

- Eye contact
- Volume
- Speaking rate
- Confidence

- **Speaking points range from 80-100, and are used to break ties.**
- **Please make detailed comments on student ballots.**
- **No ties in speaking points or rank.**

NATIONAL CATHOLIC FORENSIC LEAGUE
Critique Sheet for
ORIGINAL ORATORY Do Not Write in this Space

Time: _____
10 min. w/ 30 sec. grace period

Round _____ Room _____ Student's Name: _____ Code _____ Rank _____ of _____

Title: _____

Judge's Name: _____ Judge's Code: _____

Judge's School/League: _____

Criteria for judging:

- **Topic:** The topic should be interesting, stimulating, and of some importance. The purpose of the oration may be to inquire, to persuade, to eulogize, or to inform. These purposes may overlap in the same oration. Speakers must not be penalized for expressing views with which the judge happens to disagree.
- **Structure:** The introduction should gain attention, specify a clear thesis, and give some direction as to how the speech will unfold or develop. The body should be organized for easy understanding. Transitional words/devices should help to move the speech from point to point. The conclusion should recap, make you want to think more about the topic, and end interestingly.
- **Development:** The speaker should be held accountable for substantiating and supporting main positions. There should be a variety of effective supporting material from qualified sources. There should be clear explanation that helps the listener follow the speech's flow and appreciate the use of supporting material.
- **Language:** The word choice should be clear and potent. Figures of speech and rhetorical devices should be used effectively.
- **Vocal Delivery:** The speaker should be articulate and fluent. The speaker should make use of contrast, and make use of the elements of vocal variety: pitch, volume, rate, pausing, phrasing, stress, tone. The speaker should stress words to enhance meaning. The speaker should be conversational and concerned, passionate and pleasing. The speaker should be in control of the words and the emotions.
- **Physical Delivery:** The speaker should vary facial expression to accentuate the natural flow of thoughts and feelings. The speaker's eyes should show thinking and feeling. The speaker should make eye contact with the audience. The speaker's stance should be erect and controlled, without distracting movements. Movement, if used, should be motivated by transitions in thought or mood. Gestures should be visible, effectively used for emphasis, and varied.
- Delivery and content should be evaluated equally.

PLEASE USE THE REVERSE TO COMMENT ON POSITIVE ASPECTS OF THE PERFORMANCE, AND TO PROVIDE SUGGESTIONS FOR IMPROVEMENTS. BE CERTAIN TO INCLUDE JUSTIFICATION FOR YOUR RANKING.